



HISTORICAL DICTIONARY

of

NEPAL

NANDA R. SHRESTHA
KESHAV BHATTARAI



Asian/Oceanian Historical Dictionaries

Edited by Jon Woronoff

Asia

1. *Kuwait*, by William J. Dunbar. 1989. *Out of print. See No. 17.*
2. *Bangladesh*, 2nd ed., by Craig Haster and Syenna Rahmani. 1996
3. *Pakistan*, by Shāhid Javed Haq. 1991. *Out of print. See No. 35.*
4. *Jordan*, by Peter Gubser. 1991
5. *Afghanistan*, by Ludwig W. Adamec. 1991. *Out of print. See No. 29.*
6. *Laos*, by Martin Stuart-Fox and Mary Keayman. 1992. *Out of print. See No. 33.*
7. *Singapore*, by K. Müllerer and Lucie H. Müllerer. 1991
8. *Israel*, by Bernard Reich. 1991
9. *Indonesia*, by Robert Criss. 1992
10. *Hong Kong and Macau*, by Elted Vaughan Roberts, Sun Ngai Lung, and Peter Bradshaw. 1992
11. *Korea*, by Andrew C. Nahm. 1993
12. *Taiwan*, by John F. Cippola. 1993. *Out of print. See No. 34.*
13. *Malaysia*, by Anandhi Kann. 1993. *Out of print. See No. 36.*
14. *Saudi Arabia*, by J. E. Peterson. 1993. *Out of print. See No. 45.*
15. *Myanmar*, by Jan Becka. 1995
16. *Iran*, by John E. Loreutz. 1995
17. *Yemen*, by Robert D. Harrowes. 1995
18. *Thailand*, by May Kyi Win and Eamón Smith. 1995
19. *Mongolia*, by Alan J. K. Sanders. 1996. *Out of print. See No. 42.*
20. *India*, by Sujit Mansingh. 1996
21. *Gulf Arab States*, by Malcolm C. Peck. 1995
22. *Syria*, by David Commins. 1996
23. *Palestine*, by Na'ar Y. Nazzari and Laila A. Nazzari. 1997
24. *Philippines*, by America R. Chatterjee and May Kyi Win. 1997

Oceania

1. *Australia*, by James C. Dooherty. 1997. *Out of print. See No. 37.*
2. *Papua New Guinea*, by Robert D. Craig. 1993. *Out of print. See No. 39.*
3. *Guam and Micronesia*, by William Wuzach and Erik Ballendorf. 1994
4. *Papua New Guinea*, by Ann Turner. 1994. *Out of print. See No. 37.*
5. *New Zealand*, by Keith Jackson and Alan McRobie. 1996

New Combined Series

25. *Bhunei Darussalam*, by D. S. Rajjit Singh and Jazwan S. Sidin. 1997
26. *Sri Lanka*, by S. W. R. de A. Samarasinghe and Vidyaratne Samarasinghe. 1998
27. *Vietnam*, 2nd ed., by William J. Duiker. 1998
28. *People's Republic of China: 1949-1997*, by Lawrence R. Sullivan, with the assistance of Nancy Hearst. 1998
29. *Afghanistan*, 2nd ed., by Ludwig W. Adamec. 1997
30. *Lebanon*, by As'ad AbuKhalil. 1998
31. *Azerbaijan*, by Tadeusz Swietochowski and Brian C. Collins. 1999
32. *Asia Asia*, 2nd ed., by James C. Doakerty. 1999
33. *Pakistan*, 2nd ed., by Shahid Javed Burki. 1999
34. *Taiwan (Republic of China)*, 2nd ed., by Joan F. Copper. 2000
35. *Cambodia*, 2nd ed., by Martin Stuart-Fox. 2001
36. *Malaysia*, 2nd ed., by Anand Kumar. 2001
37. *Papua New Guinea*, 2nd ed., by Ann Turner. 2001
38. *Tajikistan*, by Kamoludin Abdullayev and Shahrin Akbarzadeh. 2002
39. *Polynesia*, 2nd ed., by Robert D. Craig. 2002
40. *North Korea*, by Hyoung J. Kim. 2003
41. *Armenia*, by Ruben Paul Adalian. 2002
42. *Mongolia*, 2nd ed., by Alan J. K. Sanders. 2003
43. *Cambodia*, by Justin Corfield and Laura Summers. 2003
44. *Iraq*, by Edmund A. Gharab. 2003
45. *Saudi Arabia*, 2nd ed., by J. B. Peterson. 2003
46. *Nepal*, by Nanda R. Shrestha and Keshav Bhattarai. 2003

Historical Dictionary of Nepal

Nanda R. Shrestha
Keshav Bhattarai

Asian/Oceanian Historical Dictionaries, No. 46



The Scarecrow Press, Inc.
Lanham, Maryland, and Oxford
2003

SCARECROW PRESS, INC.

Published in the United States of America
by Scarecrow Press, Inc.
A wholly owned subsidiary of the Rowman & Littlefield Publishing Group, Inc.
4501 Forbes Boulevard, Suite 200, Lanham, Maryland 20706
www.scarecrowpress.com

PO Box 317
Oxford
OX2 9RU, UK

Copyright © 2003 by Nanda R. Shrestha

All rights reserved. No part of this publication may be reproduced, stored in a retrieval system, or transmitted in any form or by any means, electronic, mechanical, photocopying, recording, or otherwise, without the prior permission of the publisher.

British Library Cataloguing-in-Publication Information Available

Library of Congress Cataloging-in-Publication Data

Shrestha, Nanda R.
Historical dictionary of Nepal / Nanda R. Shrestha, Keshav Bhattarai.
p. cm. — (Asian/Oceanian historical dictionaries ; no. 45)
Includes bibliographical references.
ISBN 0-819-56797-3 (hardcover : alk. paper)
I. Nepal—History—Dictionaries. I. Bhattarai, Keshav, 1955. II. Title. III.
Series
DS494.S555 2003
954.96003—dc22

2003000882

The paper used in this publication meets the minimum requirements of American National Standard for Information Sciences—Permanence of Paper for Printed Library Materials, ANSI/NISO Z39.48-1992.
Manufactured in the United States of America.

Contents

Maps	vii
Tables	xi
Editor's Foreword (Jon Woronoff)	xxiii
Acknowledgments	xxv
Acronyms and Abbreviations	xxvii
Notes to the Reader	xxxi
Chronology	xxxvii
Introduction	1
THE DICTIONARY	35
Appendix: Prime Ministers and Council Chairmen, 1951–2003	337
Glossary	341
Bibliography	347
About the Authors	411

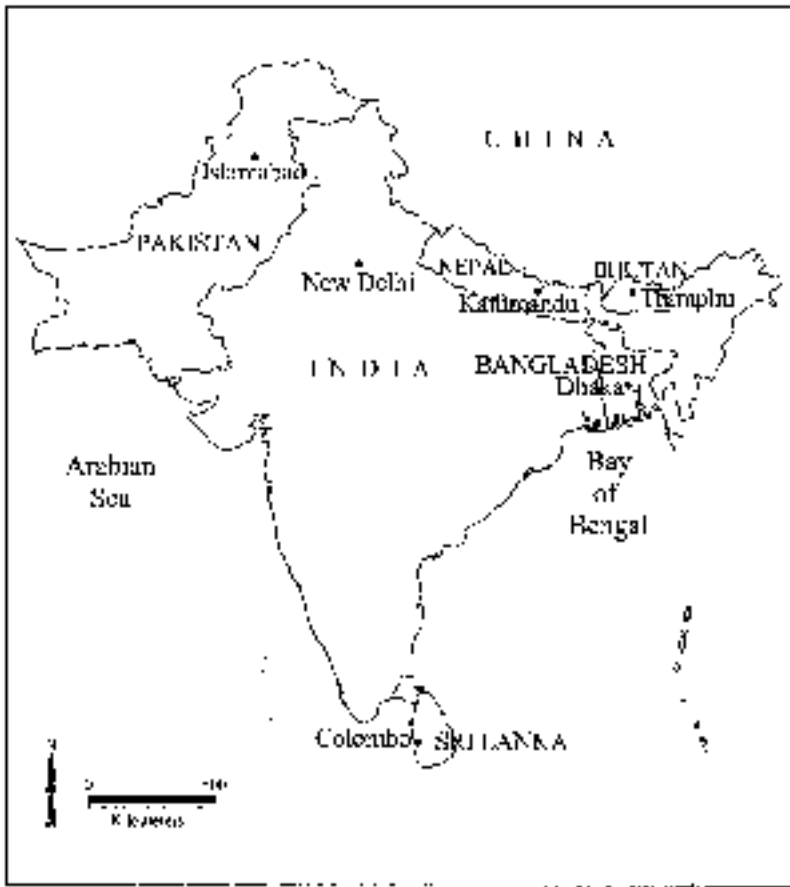


Figure 1 South Asia

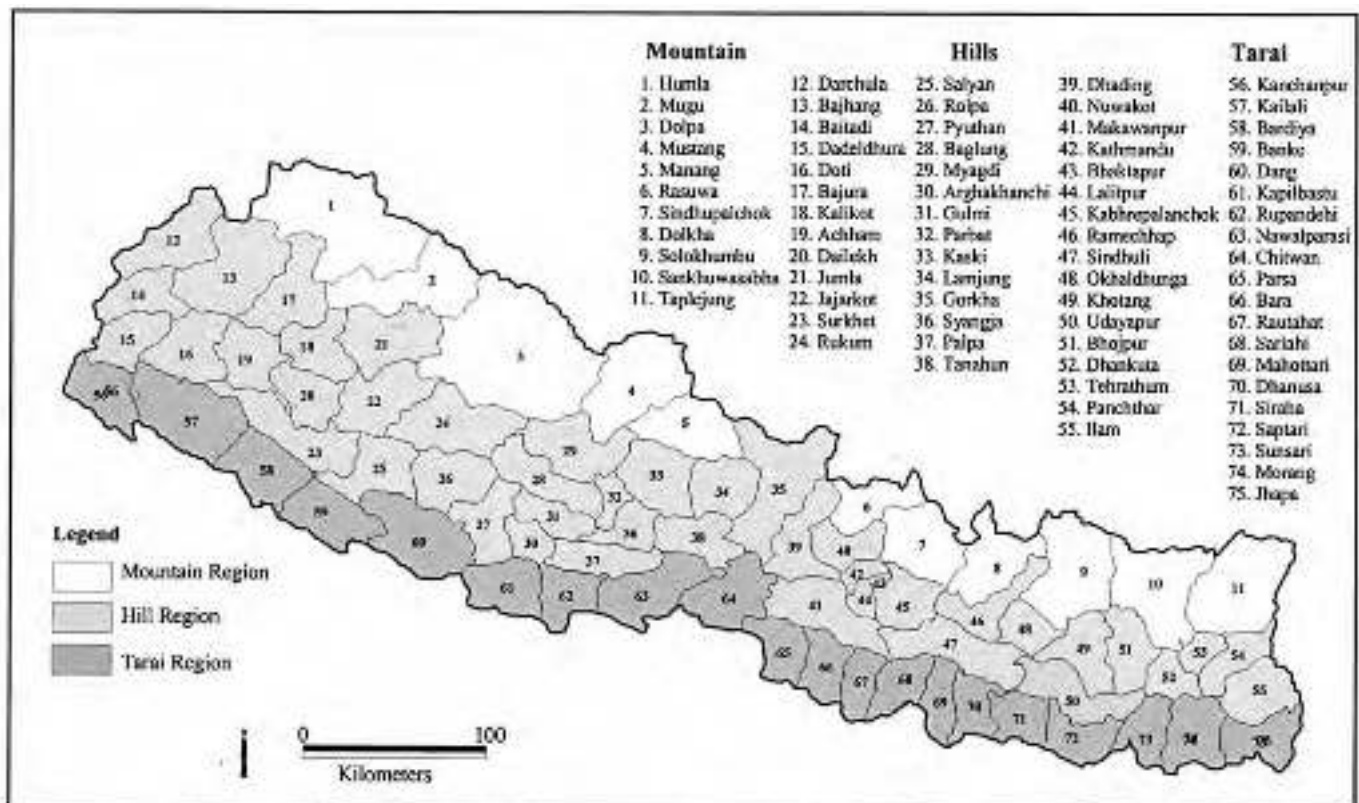


Figure 2. Physiographic Regions and Administrative Districts of Nepal.

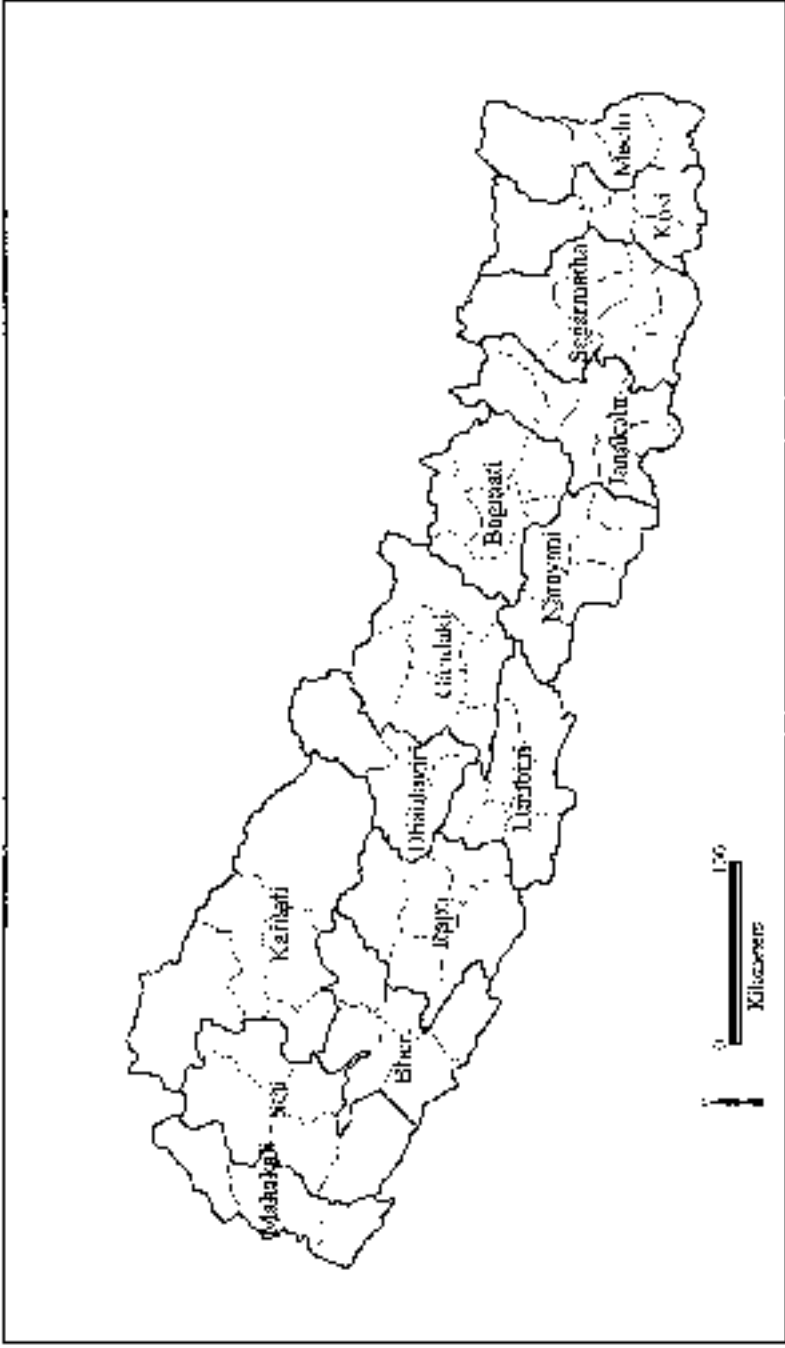


Figure 3. Administrative 7 zones of Nepal.

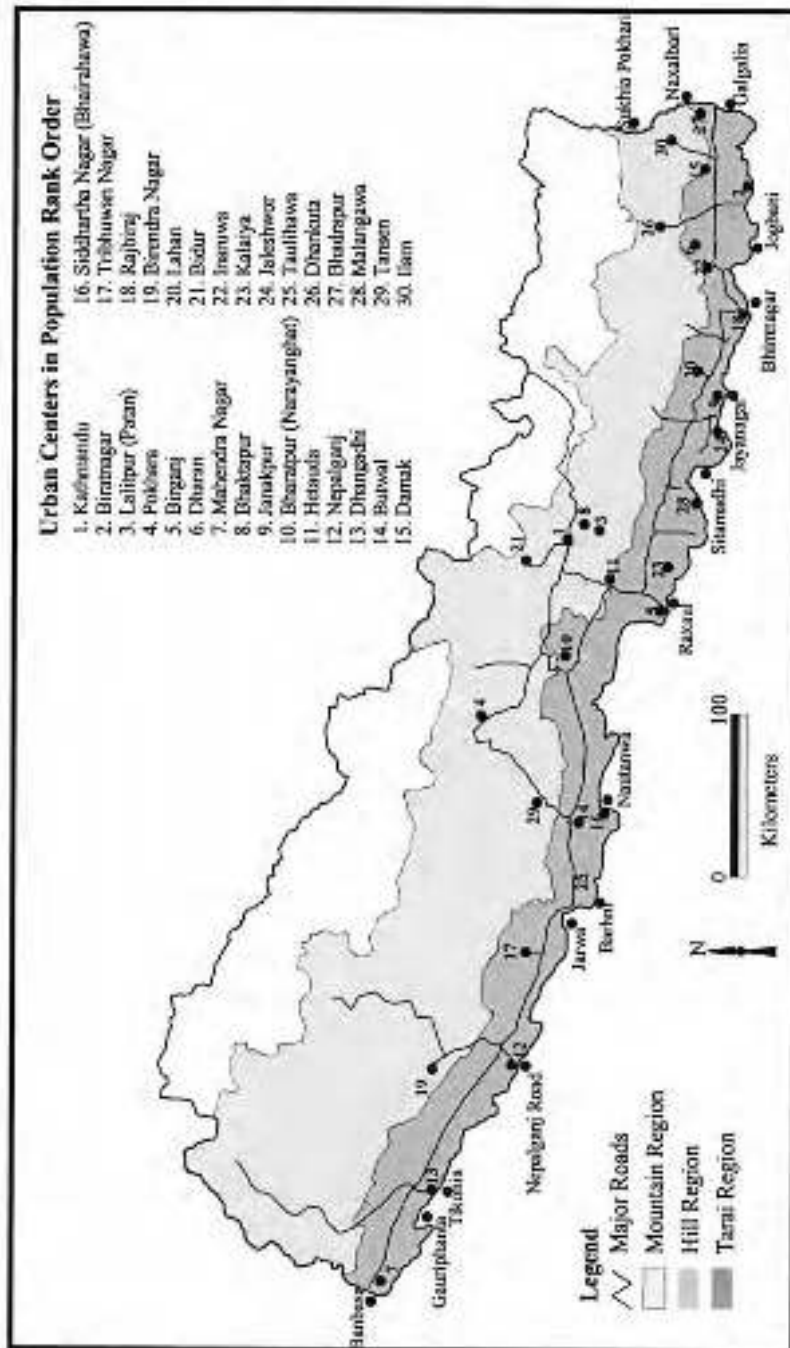


Figure 4. Major Urban Centers of Nepal and Indian RuTheris.

Table 1. Structural Data, 1961–2001

Category	1961	1971	1981	1991	2001
Population (million)	4.4	11.6	15.0	18.5	23.2
Fertility rate (‰)	1.6	2.7	2.0	2.4	2.4
Life expectancy (years)	39.8	46.4	53.0	56.98	63.03
Food crop output (%)					76.0
Industrial employment (%)					6.0
Literacy (%)	8.9	14.0	23.2	35.6	52.6*
Male	16.3	21.6	34.0	54.4	69.0*
Female	1.5	3.9	13.0	23.0	35.0*
Life expectancy (years)	38.5	41.0	49.3	54.5	59.0
Male	37.0	42.1	50.9	55.0	60.0*
Female	39.9	40.0	48.1	53.5	58.0*
Birth rate/1,000 people	47.2	42.0	42.3	41.6	34.0*
Death rate/1,000 people	22.0	21.4	17.7	13.1	10.1*
Infant mortality/1,000 live births	133.0	122.0	117.0	97.0	64.0
Male	203.0		160.0	94.0	63.0*
Female	186.0		117.0	101.0	63.0*

* Estimates

Sources: Population Projection for Nepal, 1996–2016, Kathmandu Ministry of Population and Environment, 1992, and additional demographic data on its website: www.cop.gov.np; Nepal: Key Indicators, Asian Development Bank, website: www.adb.org/

Table 2: Regional Population Distribution, 1961-2001

Region (population in millions)	1961	1971	1981	1991	2001
Mountain Region (% of total population)	8.0 (63.6)				
Mountain Region (% of total population)		1.1 (9.7)	1.5 (9.7)	1.6 (9.8)	1.7 (9.3)
Hill Region (% of total population)		6.1 (54.5)	7.1 (57.7)	8.4 (49.0)	10.3 (44.3)
Terai Region (% of total population)	3.4 (66.4)	4.4 (57.8)	6.6 (63.8)	8.7 (46.7)	11.2 (43.2)
Nepal (% of total population)	9.8 (100)	11.6 (100)	15.0 (100)	18.5 (100)	22.7 (100)

Source: Population Projections for Nepal, 1996-2016, Kathmandu: Ministry of Population and Environment, 1998; Statistical Year Book of Nepal, 2001, Kathmandu: Central Bureau of Statistics, 2002.

Regional Share of Population

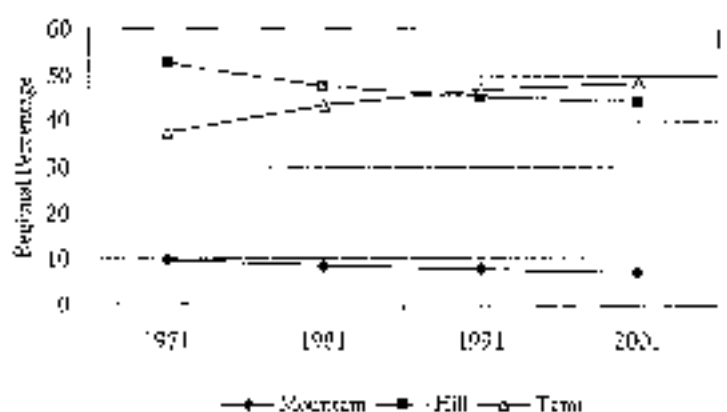


Table 3: Gross Domestic Product, 1985–2000

Economic Activity (excludes value in million Rupees)	1985	1990	1995	2000
Agriculture, livestock & forestry	77,761	50,472	55,560	143,078
Mining and quarrying	153	449	1,017	1,817
Manufacturing	3,311	5,356	19,555	45,357
Electricity, gas & water	104	543	4,884	5,845
Construction	3,761	4,243	23,325	36,127
Trade, restaurant & hotel	4,361	10,307	24,323	43,139
Transport and communication	2,079	3,724	13,095	22,351
Finance and real estate	3,587	3,369	22,533	36,019
Community and social services	1,803	7,861	18,034	37,033
Government, health & education	6,120	21,955	24,060	218,780
Indirect taxes on commodities	2,371	5,668	17,231	27,345
GDP at current market prices	46,386	103,416	219,175	393,553
Net factor income from abroad	661	1,254	4,317	13,125
GNI at current market prices	47,247	105,352	223,992	396,678
Exchange rates: Nepale Rupees per US dollar				
End of year	20.7	30.4	55.0	74.3
Average for the year	15.3	29.4	51.9	71.1

Source: Statistical Yearbook of Nepal, 2001; Kathmandu Census Bureau of Statistics, 2001; Nepal: Key Indicators, Asian Development Bank, website: www.adb.org

Table 4: Domestic Production, 1985–2000

Production (in million tons)	1985	1990	1995	2000
Agriculture				
Rice (paddy)	2,837	3,409	2,928	4,053
Sugarcane	423	947	1,300	2,101
Maize	1,024	1,201	1,273	1,445
Wheat	675	655	914	1,164
Yamroot	324	677	540	1,183
Miller	179	230	268	295
Barley	23	37	30	31
Jute	32	16	11	15
Total	5,652	7,412	7,764	10,286
Manufacturing				
Cement	32	101	137	248
Iron goods	13	36	95	145
Soap	11	32	49	57
Scrap	8	12	26	34
Jute goods	20	3	20	50
Tea	1	1	2	4
Cardboard	1	1	-	1
Kettles	43	67	-	-
Total	131	358	516	599

Source: Statistical Year Book of Nepal, 2001. Kathmandu: Central Bureau of Statistics, 2001; Nepal: Key Indicators. Asian Development Bank, website: www.adb.org

Table 5: Import-Export Structure and Trend, 1990–2000

Import-Export Categories	1990			2000		
	Import	Export	Deficit	Import	Export	Deficit
Food and Live Animals	1,688	676	-990	10,895	4,740	-6,653
Crude Materials	1,571	229	-1,322	7,012	561	-6,451
Animal/Vegetable Oil/Fat	476	20	-456	4,446	4,210	1,216
Chemicals	7,874	11	-7,813	14,474	3,073	-10,512
Basic Manufactures	5,095	2,650	2,372	37,720	15,509	-18,251
Misc. Manufactures	1,248	1,075	173	5,584	21,507	14,923
Mining Fuels	1,516		-1,516	9,098		-9,098
Machinery/transport equip.	3,090		-3,090	20,545		-20,545
Others	278	4	-224	985	510	-475
Total	30,326	5,156	25,150	108,557	49,822	58,715

Source: Nepal Key Indicators, Asian Development Bank, available at www.adb.org

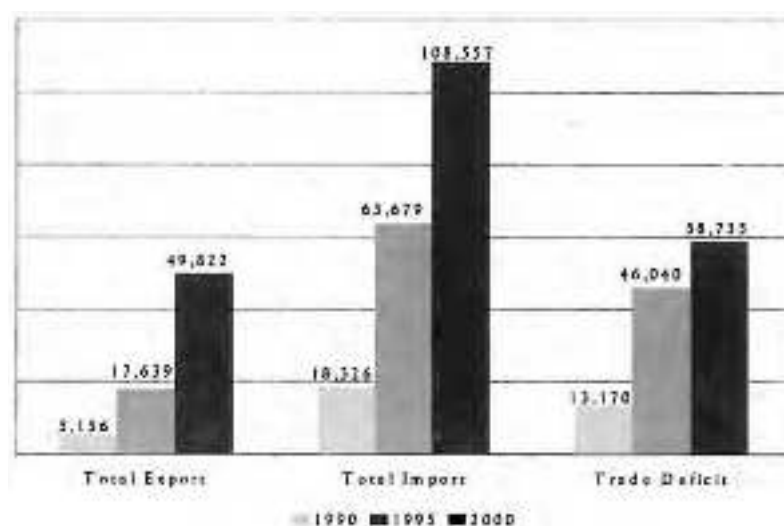


Table 6: Direction of Imports and Exports, 1990–2000

Major Import-Export Countries (value in million US dollars)	1990		2000	
	Import	Export	Import	Export
India	58.5	14.8	522.3	172.8
China (Hong Kong)	75.9		115.8	
Singapore	86.4		102.6	
China (People's Republic)	43.0		191.6	
Argentina			220.7	40.5
United Arab Emirates			74.4	
Japan	139.9	1.7	37.7	
Saudi Arabia			32.7	
New Zealand	30.1		19.1	
Thailand	79.8		31.9	
United States		49.5		220.2
Germany		76.6		90.2
United Kingdom		12.2		19.4
France		5.5		14.2
Bangladesh		0.6		1.9
Italy		3.3		9.4
Switzerland		12.7		21.0
Subtotal	393.7	176.9	1,348.8	590.6
Others	35.5	34.4	270.7	80.2
Total	429.2	211.3	1,619.5	670.8

Source: Nepal's Key Indicators, Asian Development Bank, website: www.adb.org

Table 7: Major Exports: 1990–2000

Major Exports (in million Rupees)	1990	1995	2000
Carpets	2,316	7,718	9,842
Garments	1,399	5,139	13,942
Pulses	212	457	1,057
Iron goods	5	231	1,104
Total	3,935	13,545	25,945

Source: Nepal Kesha Samiti, Asian Development Bank, www.adb.org

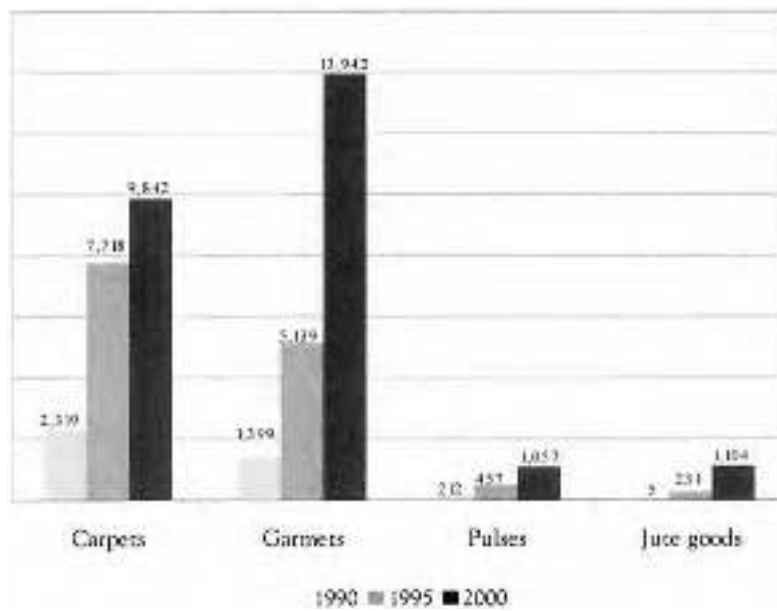


Table 5: Number of Tourists by Major Nationality, 1990-1999

Country of Origin	1990	1995	1999
Australia	10,349	9,201	11,673
Austria	2,674	3,533	6,377
Canada	4,917	5,047	7,578
Denmark	2,840	4,579	6,377
France	14,909	19,208	26,490
Germany	18,565	33,971	26,548
India	59,764	117,262	140,661
Italy	11,958	10,267	12,670
Japan	15,021	35,360	38,693
Netherlands	5,977	8,581	17,136
Spain	8,515	9,129	9,370
Switzerland	5,276	9,981	8,451
United States	21,426	24,635	39,652
United Kingdom	23,679	26,768	36,852
Others	43,976	61,358	106,634
Total	204,841	363,395	491,004

Source: Statistical Year Book of Nepal, 2001. Kathmandu: Central Bureau of Statistics, 2001.

Table 9: Zonal Population Distribution by Religion, 1991

Zone	Hindu	Buddhist	Muslim	Christian	Others	Total
Madhya	831,004	9,462	10,644	1,084	166,711	1,069,905
Bara	1,070,704	74,823	71,703	4,476	106,547	1,328,253
Bagmati	1,560,134	100,324	67,879	1,001	68,915	1,798,253
Jumla	1,049,509	167,383	137,608	771	1,204	1,356,475
Lumbini	1,639,772	553,163	3,327	4,523	3,578	2,204,363
Nepalgunj	1,000,210	305,809	1,00,104	1,000	3,341	1,409,464
Chitwan	1,026,116	127,816	7,571	1,289	1,226	1,164,019
Dhaulagiri	567,897	17,491	607	103	613	586,711
Lamjung	1,369,676	17,373	121,631	2,030	1,593	1,512,293
Koshi	1,010,011	888	1,104	311	704	1,013,018
Bheri	1,045,641	1,767	53,083	1,076	1,141	1,101,689
Karnali	241,700	18,668	27	62	70	260,427
Seti	1,006,131	1,111	1,037	304	1,317	1,009,800
Mahabharat	653,533	3,873	446	1,600	500	659,952
Nepal	15,963,955	1,409,113	653,209	2,380	250,204	18,499,061
Percent	86.1	7.6	3.5	0.2	2.6	100.0

Source: Statistical Year Book of Nepal, 2001, Kathmandu, Central Bureau of Statistics, 2001

Table 10: Population Distribution by Age and Sex, 1991

Age Group	Male	Female	Total
0 to 4	1,371,233	1,336,127	2,707,360
5 to 9	1,433,265	1,375,868	2,809,133
10 to 14	1,309,503	1,117,483	2,426,986
15 to 19	878,035	916,492	1,794,527
20 to 24	729,279	857,484	1,586,763
25 to 29	648,268	726,141	1,374,409
30 to 34	552,319	601,962	1,154,281
35 to 39	516,229	511,013	1,027,242
40 to 44	509,992	472,727	982,719
45 to 49	374,362	359,800	734,162
50 to 54	307,446	291,038	598,484
55 to 59	250,040	215,917	465,957
60 to 64	215,479	216,166	431,645
65 to 69	141,707	128,765	270,472
70 to 74	94,230	89,720	183,950
75	92,275	95,413	187,688
Total	9,220,970	9,270,123	18,491,093

Source: Statistical Year Book of Nepal, 2001, Kathmandu: Central Bureau of Statistics, 2001

Table 11: Age and Sex Composition, 1991

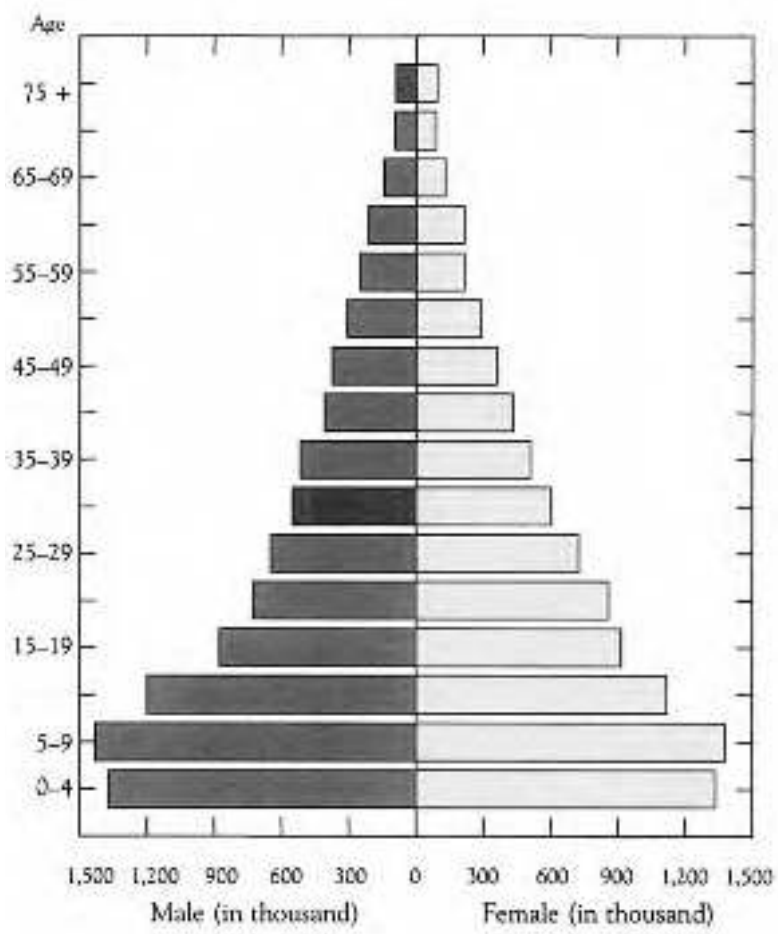


Table 13: Zonal Population Distribution by Sex, 2001

Zona	Male	Female	Total	Sex Ratio
Mechi	654,399	660,164	1,315,143	992
Kosi	952,464	957,568	1,911,432	995
Sagarmatha	1,077,166	1,067,654	2,144,820	1,009
Jumla	1,210,263	1,259,751	2,470,014	968
Bagmati	1,539,416	1,479,447	3,018,863	1,041
Narayani	1,258,360	1,230,216	2,488,576	1,024
Gandaki	699,223	720,256	1,419,479	965
Lumbini	767,153	790,790	1,557,943	965
Rapti	651,281	656,914	1,308,195	991
Bheri	716,206	728,319	1,444,525	984
Seti	757,367	757,430	1,514,797	999
Suru	662,387	673,066	1,335,453	985
Mahakali	421,433	431,259	852,692	977
Nepal	11,596,547	11,627,152	23,223,699	997

Source: Statistical Year Book of Nepal, 2001, Kathmandu, Central Bureau of Statistics, 2001, and 'Preliminary results of census 2001' (two sheets enclosed).

sample content of Historical Dictionary of Nepal (Historical Dictionaries of Asia, Oceania, and the Middle East)

- **[download online When the Snow Fell](#)**
- [read online Conversations with Scorsese pdf, azw \(kindle\), epub, doc, mobi](#)
- [click This Is Real and You Are Completely Unprepared: The Days of Awe as a Journey of Transformation for free](#)
- [Pharmacotheon: Entheogenic drugs, their plant sources and history \(2nd Edition\) pdf, azw \(kindle\), epub, doc, mobi](#)
- [A Wind in Cairo pdf](#)
- [download The Paths of the Perambulator \(Spellsinger, Book 5\)](#)

- <http://flog.co.id/library/The-Ethical-Function-of-Architecture.pdf>
- <http://www.netc-bd.com/ebooks/Whatever---Love-Is-Love--Questioning-the-Labels-We-Give-Ourselves.pdf>
- <http://weddingcellist.com/lib/Star-Trek--War-Stories-Book-1--Star-Trek--Corp-of-Engineers--Book-21-.pdf>
- <http://aseasonedman.com/ebooks/Kill-Me-Again.pdf>
- <http://www.celebritychat.in/?ebooks/A-Wind-in-Cairo.pdf>
- <http://musor.ruspb.info/?library/The-Paths-of-the-Perambulator--Spellsinger--Book-5-.pdf>